

ENGLANDS



71 Wentworth Way

Harborne, Birmingham, B32 2UX

£375,000





PROPERTY DESCRIPTION

Splendid detached property having been thoughtfully renovated throughout and enjoying high quality fixtures and fittings including Bosch integrated kitchen appliances and LED tunable lighting, allowing remote adjustments to colour and intensity. The ground floor benefits from having high quality rigid vinyl flooring and the first floor is newly carpeted. The property is tastefully decorated throughout and occupies an enviable position in a quiet cul-de-sac, being next to a grassed area.

It is set back from the road by a newly-laid Tarmac drive providing parking for multiple vehicles. There is a side garage having an electrically-controlled door and a useful side storage area which has also been refurbished. Briefly comprising excellent dining kitchen, sitting room, ground floor WC, three bedrooms and shower room, the property is offered with NO UPWARD CHAIN.

Wentworth Way is well-located for convenient access to the Queen Elizabeth Hospital, Birmingham University, Harborne village, Birmingham city centre and local motorway connections. It provides access to the Bournvale Walk which in turn leads to Bourn Brook Walkway, a pleasant walk alongside the Bourn Brook leading from Harborne Lane to Woodgate Valley Country Park.





The property has been completely renovated, including replastering of all walls, new light fittings, all sockets including USB charging points, new luxury rigid vinyl flooring to the ground floor and new carpeting to the first floor and new doors with matt black door furniture. New tarmac driveway, electronically operated garage door, high-quality fixtures and fittings throughout, Bosch appliances in the kitchen and designer radiators. The property is set back from the road by a newly-laid tarmac drive, providing parking for multiple vehicles, side garage with electronically operated door plus gate through to useful storage area. UPVC entrance door with double glazed panels and double glazed side window leads into:

HALLWAY

Having rigid vinyl flooring, ceiling spotlight with LED tunable lighting and stairs rising to first floor accommodation. Under stairs area having plumbing and fittings for washing machine and tumble dryer.

SITTING ROOM

4.76m max x 3.08m max (15'7" max x 10'1" max)
Having UPVC double glazed window overlooking the front elevation, radiator, two LED ceiling lights, rigid vinyl flooring and coving to ceiling. Plug sockets with USB charging points.

SPLENDID DINING KITCHEN

4.74m max x 3.86m max (15'6" max x 12'7" max)
Having luxury rigid vinyl flooring, two LED ceiling lights, two radiators, a range of matching gloss-fronted wall and base units, peninsula unit with breakfast bar and storage below, power socket with USB charging points and roll top work surfaces. Integrated Bosch appliances include microwave, electric oven, five burner gas hob, dishwasher and wall-mounted extractor fan. Composite sink drainer with Flexi mixer tap over, UPVC double glazed window overlooking the garden and further UPVC double glazed sliding patio doors out to the rear.

GROUND FLOOR WC

Having low flush WC, wall-mounted wash handbasin with mixer tap over and built into vanity storage unit, wall-mounted Bosch extractor fan, vertical radiator and ceiling light point with LED tunable light.

STAIRS RISING TO FIRST FLOOR ACCOMMODATION

LANDING

Having ceiling light point, loft access hatch and UPVC double glazed window with obscured glazing.

BEDROOM ONE - FRONT

4.8m max x 3.44m max (15'8" max x 11'3" max)
Having two UPVC double glazed windows, two radiators and LED tunable ceiling light.

BEDROOM TWO - REAR

3.65m max into doorway x 2.61m max (11'11" max into doorway x 8'6" max)
Having double glazed UPVC window, radiator, LED tunable ceiling light and built-in cupboard.

BEDROOM THREE - REAR

3.65m max into doorway x 2.1m max (11'11" max into doorway x 6'10" max)
Having UPVC double glazed window overlooking the garden, radiator, LED tunable ceiling light point and fitted wardrobe with sliding doors.

SHOWER ROOM

1.95m max x 1.71m max (6'4" max x 5'7" max)
Having good sized shower cubicle with motion-activated recessed LED spotlights, two shower, tiled floor, low flush WC, vertical radiator and wash hand basin with mixer tap over set into vanity storage unit. Bosch extractor fan, airing cupboard housing the Baxi gas boiler and UPVC double glazed window with obscured glass.

OUTSIDE

Having paved seating area, outside tap, steps leading up to low maintenance multi-level garden having gravel beds, fence panels to two sides and rear retaining wall, beyond which is the golf course.

GARAGE


Having electronically operated door, gas meter, power and lighting. Secure metal door leads through into the rear garden.

ADDITIONAL INFORMATION

TENURE: FREEHOLD
COUNCIL TAX BAND: D



ENGLANDS

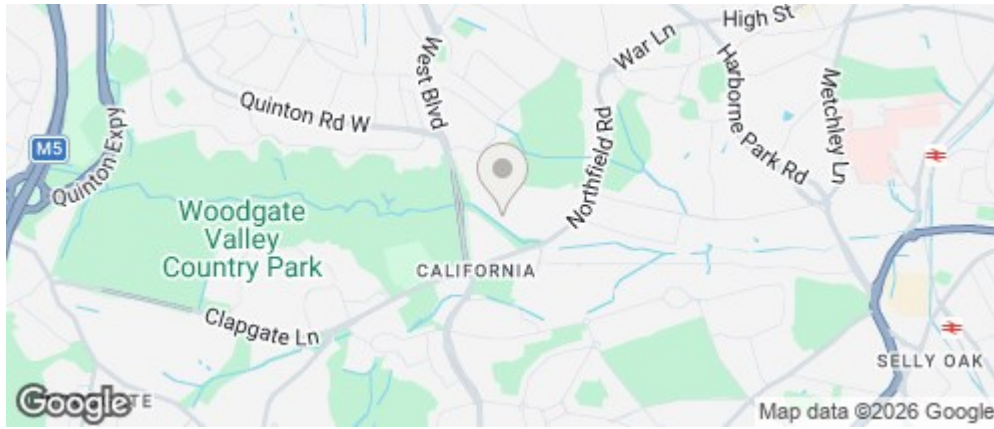




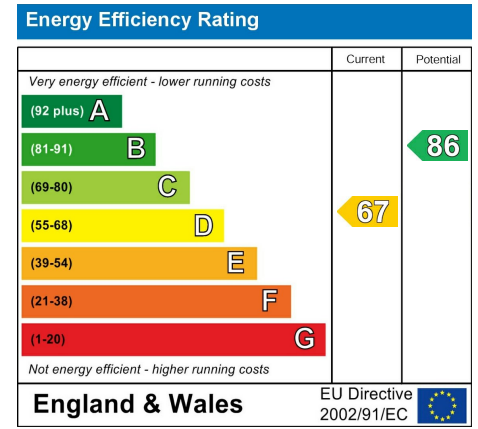
ENGLANDS



ROAD MAP



ENERGY EFFICIENCY GRAPH



FLOOR PLAN



DISCLAIMER NOTICES

"The agent has not tested any apparatus, equipment, fixture, fittings or services, and so does not verify they are in working order, fit for their purpose, or within ownership of the sellers, therefore the buyer must assume the information given is incorrect. Neither has the agent checked the legal documentation to verify legal status of the property or the validity of any guarantee. A buyer must assume the information is incorrect, until it has been verified by their own solicitors. The measurements supplied are for general guidance, and as such, must be considered as incorrect. A buyer is advised to re-check the measurements themselves before committing themselves to any expense.

Nothing concerning the type of construction, or condition of the structure is to be implied from the photograph of the property. The sales particulars may change in the course of time, and any interested party is advised to make final inspection of the property prior to exchange of contracts."

Misrepresentation Act 1967

"These details are prepared as a general guide only and should not be relied upon as a basis to enter into a legal contract, or to commit expenditure. An interested party should consult their own surveyor, solicitor or other professional before committing themselves to any expenditure or other legal commitments. If any interested party wishes to rely upon any information from the agent, then a request should be made, and specific written confirmation can be provided. The agents will not be responsible for any verbal statement made by any member of staff, as only a specific written confirmation should be relied upon. The agent will not be responsible for any loss other than when specific written confirmation has been requested."

These particulars, whilst believed to be accurate are set out as a general outline only for guidance and do not constitute any part of an offer or contract. Intending purchasers should not rely on them as statements of representation of fact, but must satisfy themselves by inspection or otherwise as to their accuracy. No person in this firm's employment has the authority to make or give any representation or warranty in respect of the property.